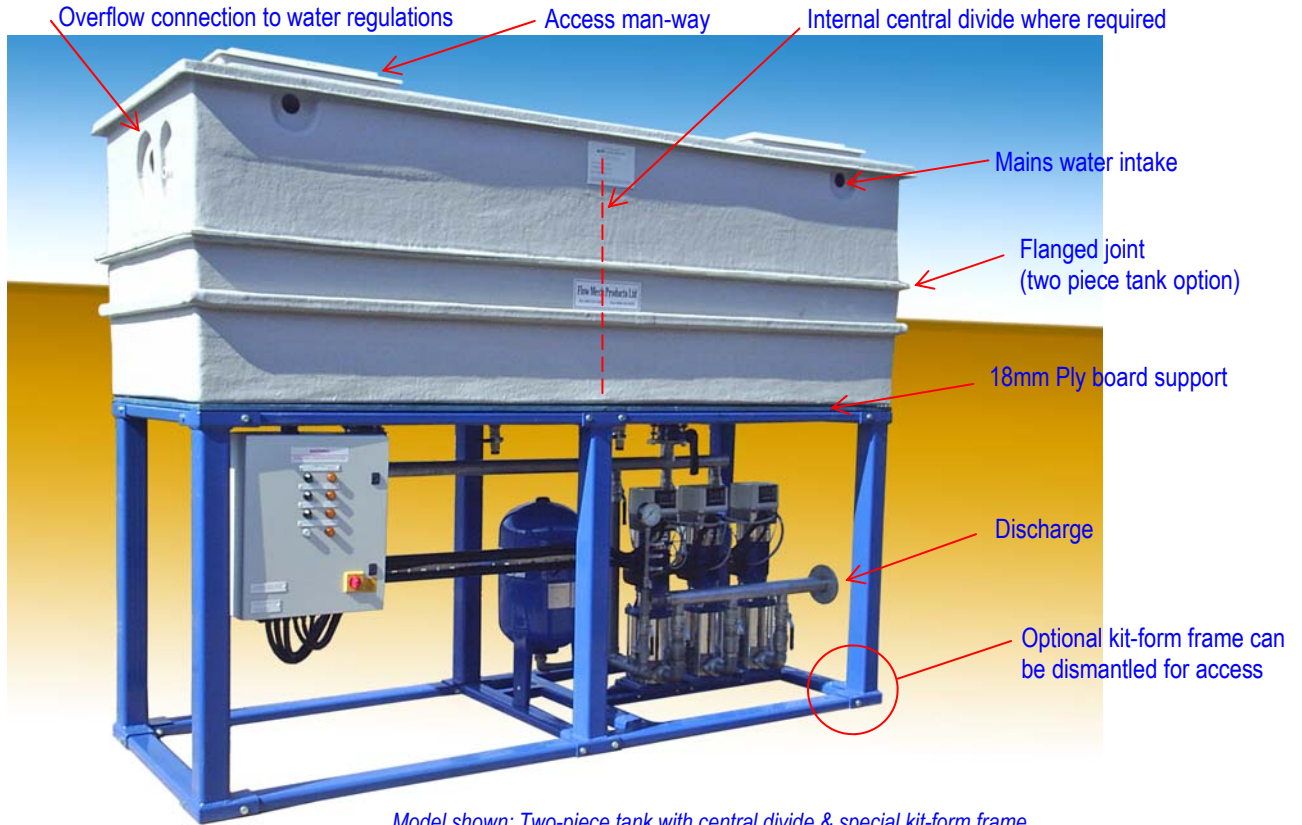











TANK ABOVE BOOSTER SETS



-  Water Tanks up 2900 litres can be mounted above pumps
-  Units built to suit access and system requirements
-  Special kit-form build option for projects with restricted access
-  Site positioning and kit-form assembly service available
-  Plant room space-saving potential
-  Design solutions provided for plant rooms with height restrictions
-  WRAS approved pre-insulated storage tanks as standard
-  Solid box section construction
-  Available as pressure switch or inverter driven operation.
Incorporating all standard features of either FP, VS or MF ranges



 **FLOW MECH** *Products Ltd*

AbbeyHouse, CharterStreet, Leicester. LE13UD
Tel:0116 242 5425. Fax:0116 242 5555
Email:sales@flowmech.co.uk www.flowmech.co.uk

The Company pursues a policy of continuous improvement and reserves the right to change detail and specification without prior notice